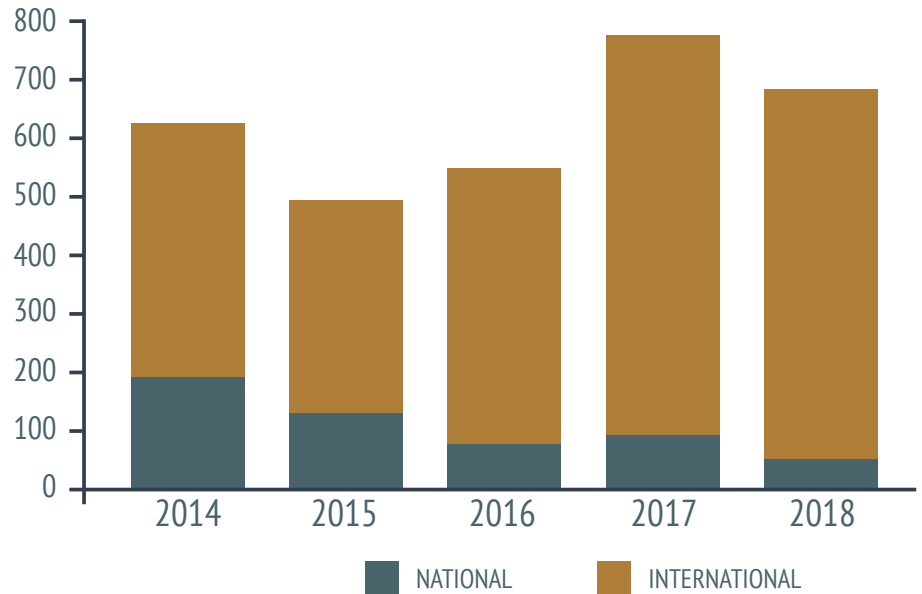


Global Support for Mine Action

Trends

Contributions for Mine Action
2014-2018 in US\$ millions

Over the five-year period, international support to mine action totaled \$2.6 billion. This halts the two-year in a row growth seen in 2016 and 2017, but remains the second-highest level of international funding ever recorded in Monitor data, going back to 1996.

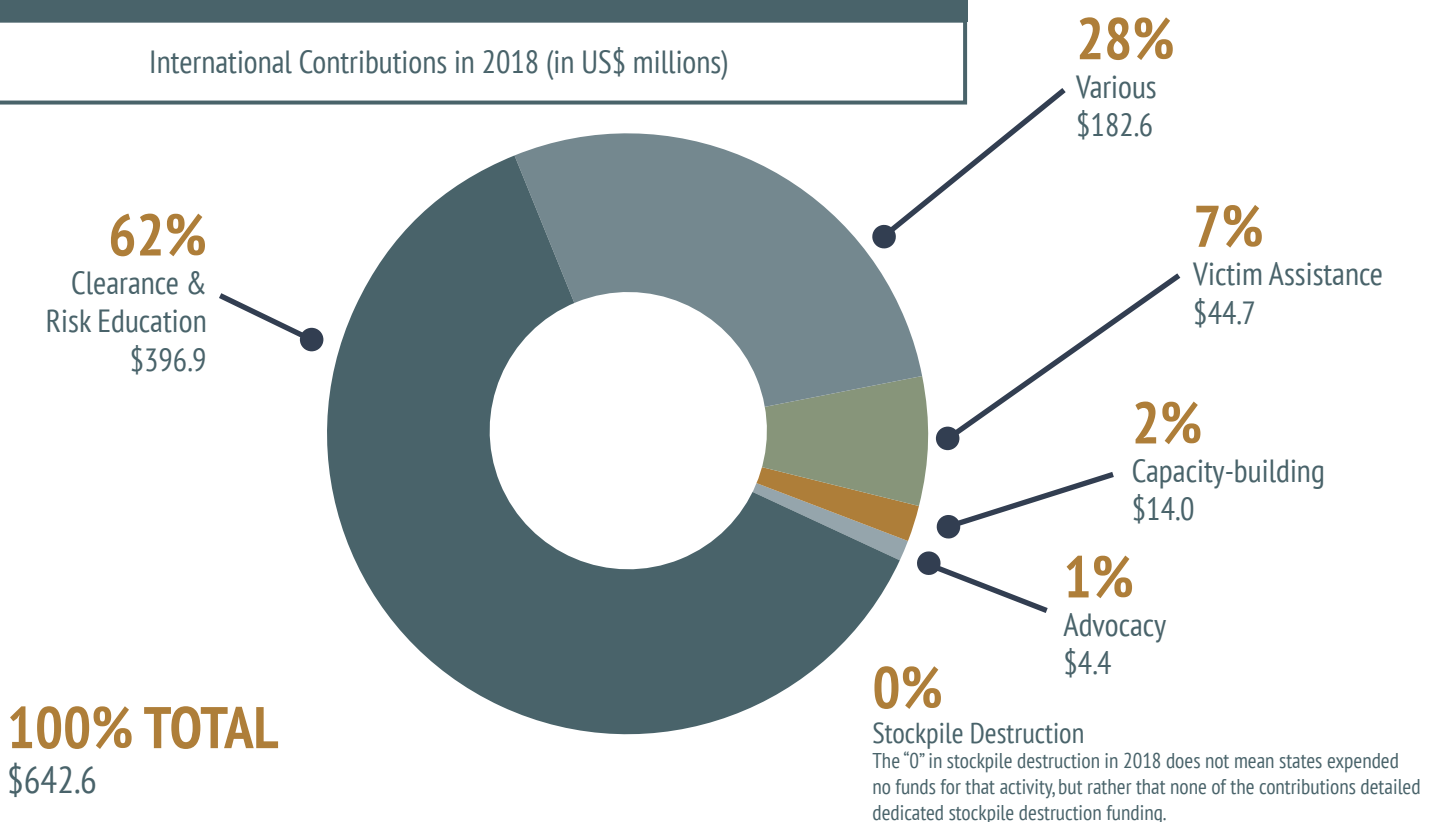


The top ten donors to mine action in 2014-2018 were: the United States, the European Union, Japan, Germany, Norway, the United Kingdom, the Netherlands, Switzerland, Denmark, and Canada.

The top ten recipients to mine action support in 2014-2018 were: Iraq, Afghanistan, Lao PDR, Syria, Colombia, Croatia, Cambodia, Libya, Lebanon, and Vietnam.

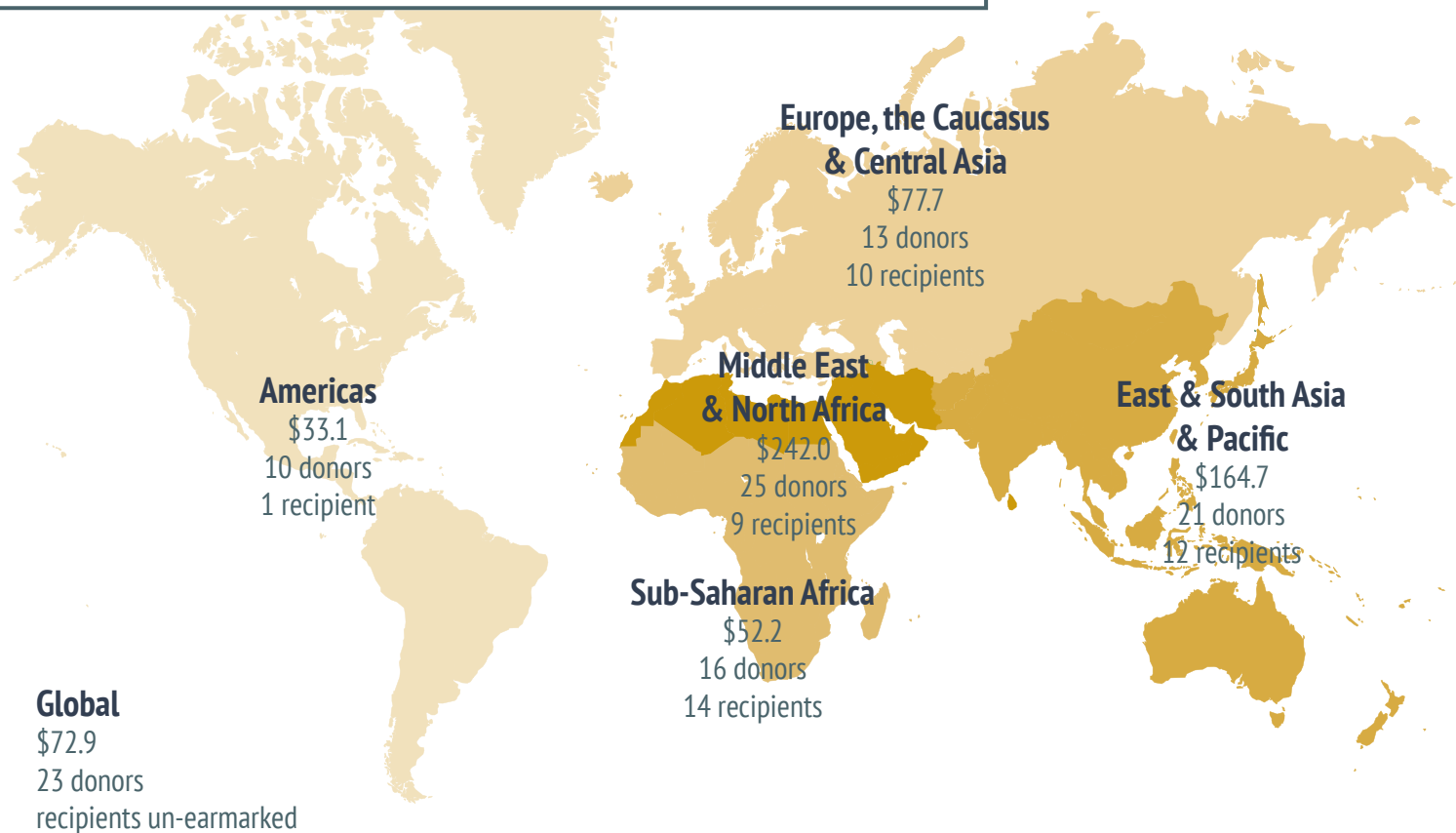
Funding by Thematic Sector

International Contributions in 2018 (in US\$ millions)



International Support in 2018

Per Region (in US\$ millions)



Donors and affected states together contributed about US\$699.5 million to mine action in 2018 (last year of data available).

Eight affected states reported contributions to their own mine action program in 2018.

33 donors contributed to mine action in 2018.

The top five recipient states, Iraq, Afghanistan, Syria, Croatia, and Lao PDR, received 55% of all international contributions in 2018.

In 2018, 18 states received at least 20% more funding than in 2017.

Deliver Now: Commit the Resources to Finish the Job

- Casualties continue to occur, there were an average of 19 per day in 2018.
- Fifty-nine states and other areas were contaminated by antipersonnel mines as of October 2019.
- Too many victims lack access to the services they need.
- Stockpiles remain that must be destroyed to guarantee no future use.

Sustained resources, both international and national, are needed to attain a mine-free world by 2025.