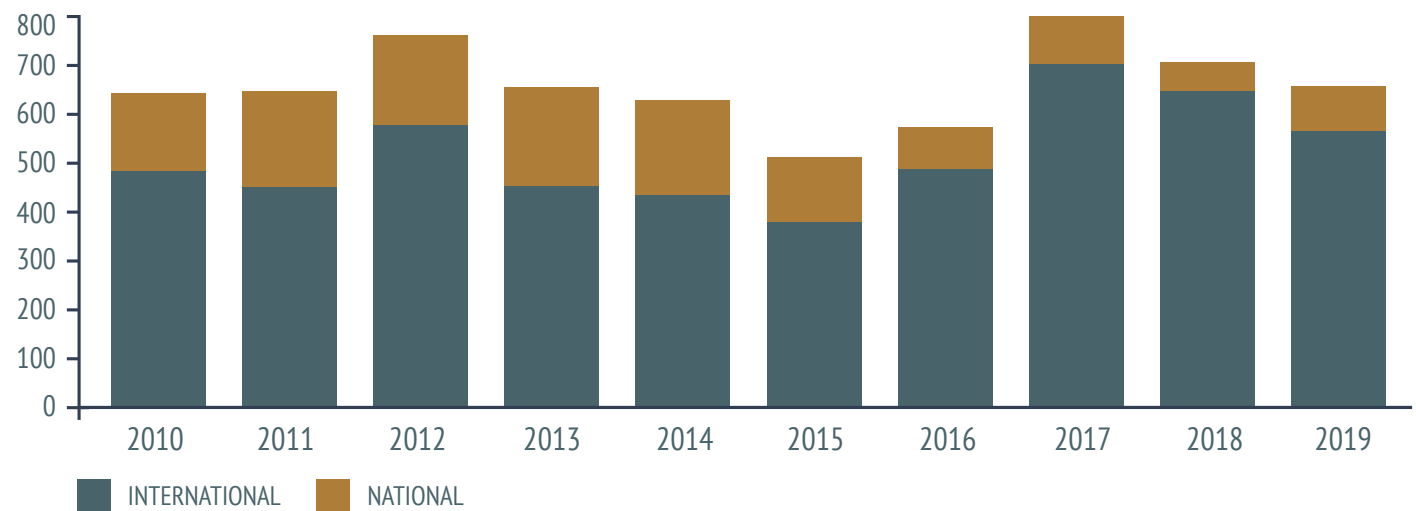


Mine Action Funding Trends

Global Contributions for Mine Action

2010-2019
(in US\$ million)



In 2010-2019:

Global support to mine action amounted to **\$6.6 billion**

Donors provided **\$5.2 billion** in international support (79% of all support)

Affected states reported contributing **\$1.4 billion** in national support to their own mine action efforts (21% of all support)

International Support per Region

2010-2019
(in US\$ million)




The top 10 donor states—the United States, the European Union, Japan, Norway, Germany, the United Kingdom, the Netherlands, Switzerland, Australia, and Denmark—contributed \$4.5 billion, 87% of all international support

The top 10 recipient states—Iraq, Afghanistan, Lao PDR, Cambodia, Colombia, Syria, Croatia, Libya, Angola, and Lebanon—received \$3.1 billion, 60% of all international support

Where does it come from? (International donors)

(in US\$ million)



Where is it going? (Recipients)

(in US\$ million)

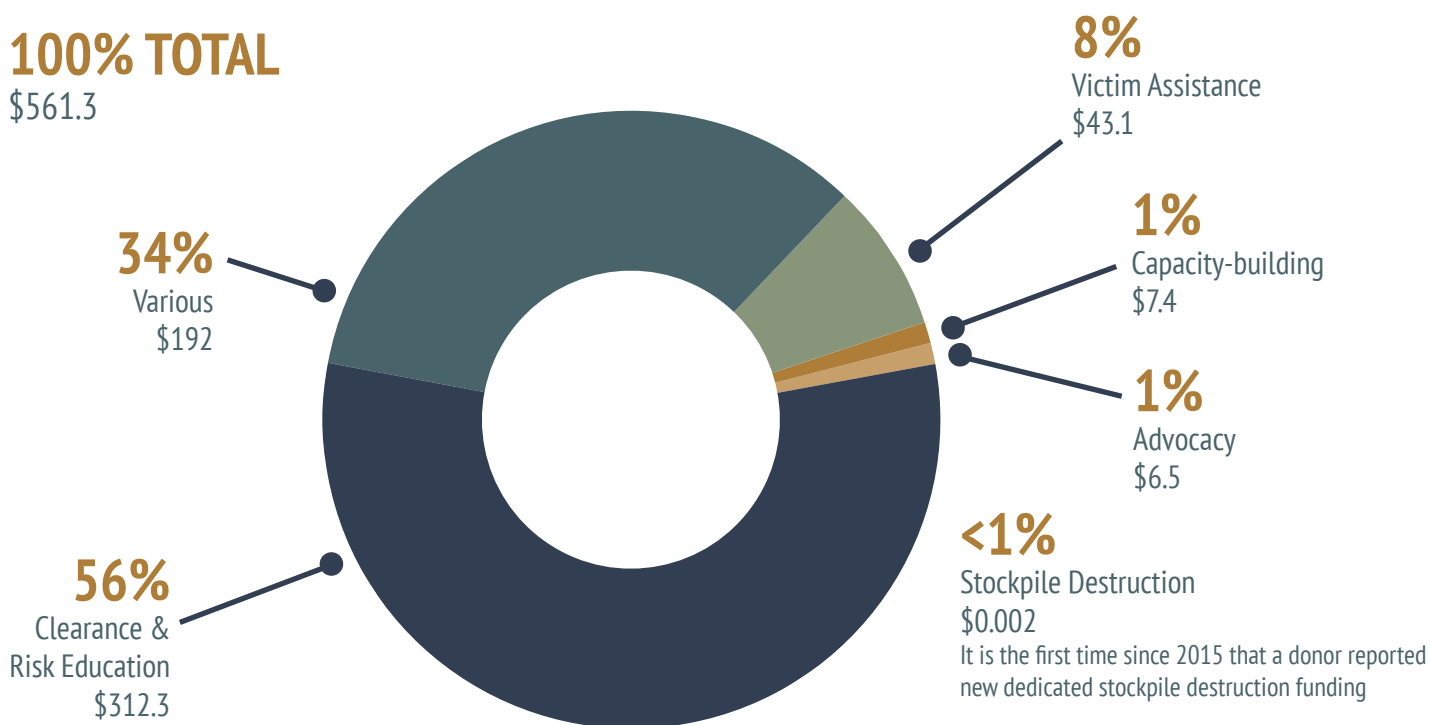


What is it targeting? (Funding by thematic sector)

2019
(in US\$ million)

100% TOTAL

\$561.3



**Deliver now:
Commit the resources to finish the job!**

Sustained resources, both international and national, are needed to make contaminated areas safe again, provide life-saving risk education and long-term support to victims, and end the suffering and casualties caused by mines.

MARCH 2021
monitor2@icblcmc.org
www.the-monitor.org
@MineMonitor