

# MINE ACTION FUNDING

Toward a more efficient allocation of resources to finish the job

## WHAT IS THE SITUATION?



### At least 60 countries and areas are affected by landmines,

including 33 States Parties to the Mine Ban Treaty with clearance obligations.



### 7,073 mine/ERW casualties

recorded in 2020 in 54 countries and areas, including in 38 States Parties to the Mine Ban Treaty.



### New use of antipersonnel mines

confirmed during mid-2020 through October 2021 in at least 6 countries, including in three States Parties to the Mine Ban Treaty.

Note: ERW=explosive remnants of war.

## INTERNATIONAL SUPPORT FOR MINE ACTION IN 2020

### Clearance and Risk Education

The majority of the funding provided by donors went to clearance and risk education activities.

- 46% (US\$179.9 mil.) of clearance and risk education funding went to nine States Parties with massive landmine contamination (more than 100km<sup>2</sup>).
- 28% (US\$107.7 mil.) of clearance and risk education funding was provided to 11 non-signatories and other areas.



- 25% (US\$96.9 mil.) of clearance and risk education funding went to States Parties with smaller contamination.
- 1% (US\$2.6 mil.) of clearance and risk education funding had no designated recipients.
- Six affected States Parties have not received support to implement their clearance obligations for years: Ecuador, Eritrea, Ethiopia, Niger, Peru, and Senegal.

### Victim Assistance

Most mine affected countries did not receive direct international support for victim assistance, including 23 of the 33 States Parties with a significant number of survivors.



- 68% (US\$20 mil.) of victim assistance funding was provided in the context of emergency operations in conflict affected countries: Afghanistan, Iraq, Syria, and Yemen.
- 18% (US\$5.9 mil.) of victim assistance funding was provided to "global" activities (no designated recipient countries or areas).
- 22% (US\$7.4 mil.) of victim assistance funding was provided for activities in 12 other countries, including seven States Parties to the Mine Ban Treaty.

### Capacity-Building



### Advocacy



### Various\*

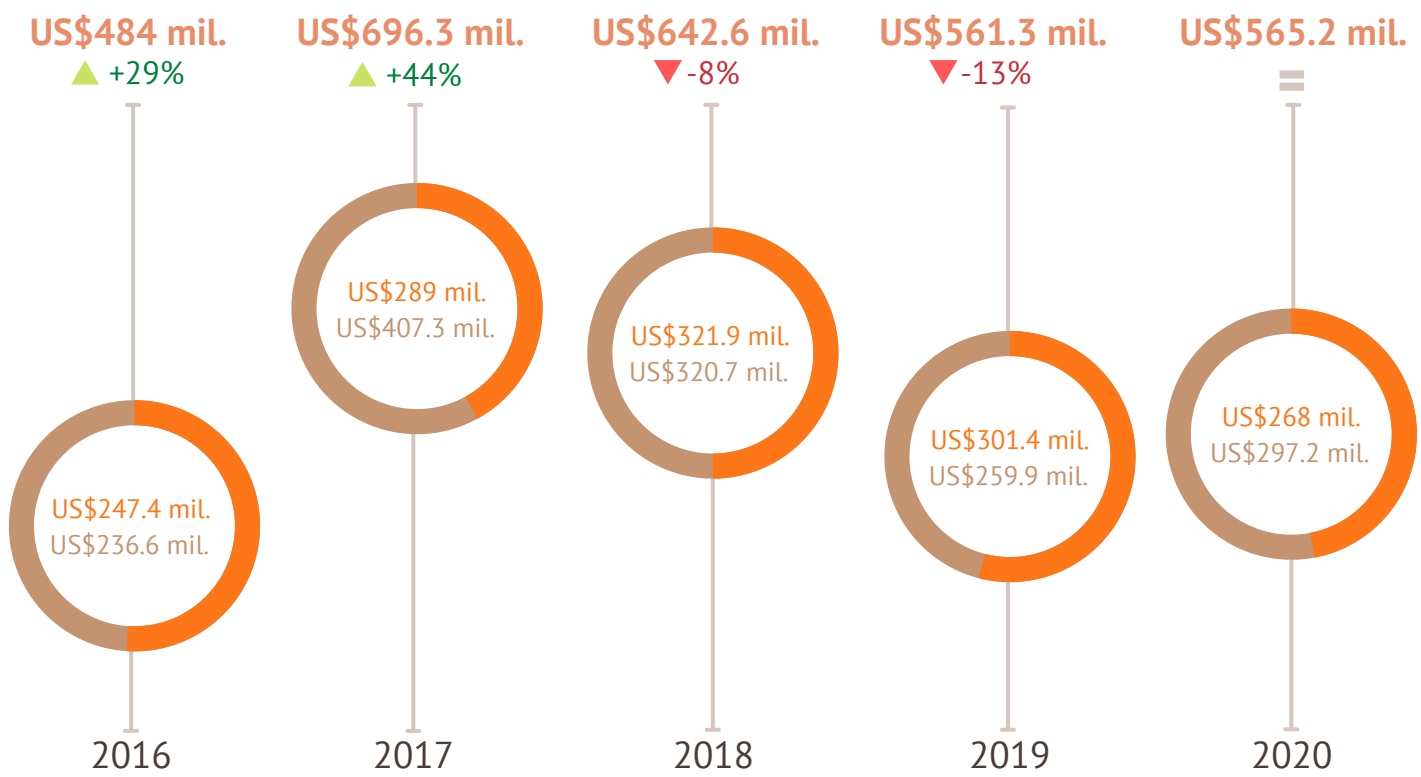


#### Notes:

- % shows dedicated support as percentage of total international support.
- US\$ value shows total of international support dedicated to specific mine action sector.
- ▲ ▼ % change from 2019.

\*Various funding includes contributions not disaggregated by donors, as well as funding not earmarked for any sectors.

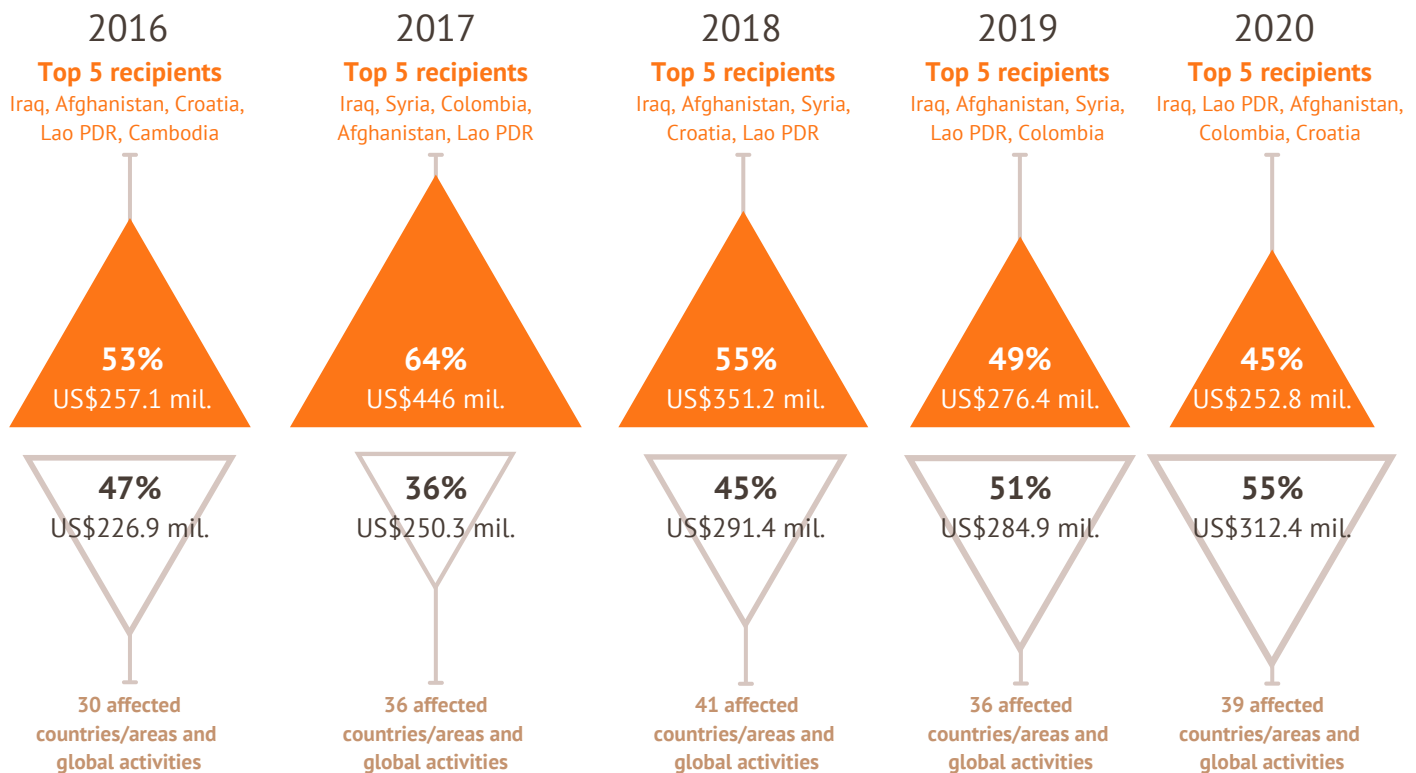
# INTERNATIONAL SUPPORT: 2016–2020



● Support from States Parties to the Mine Ban Treaty.
 ● Support from other donors (non-signatory states, European Union, and other organizations).
 ▲ % change from previous year.

- Support from international donors is the **main source of financing for mine action**, with a combined total of US\$2.9 billion provided in 2016–2020 (88% of all support).
- States Parties to the Mine Ban Treaty contributed to about half of all international support over the five-year period. **Since 2018, there has been a significant decline in the level of funding provided by States Parties** (17% down).
- The top 5 recipients of mine action support received the majority of available funding (54% of all international support).
- **Greater coordination among donors is needed to ensure a more efficient distribution of resources** to address all levels of contamination, provide adequate support to survivors and affected populations, and ensure the timely implementation of the treaty's obligations.

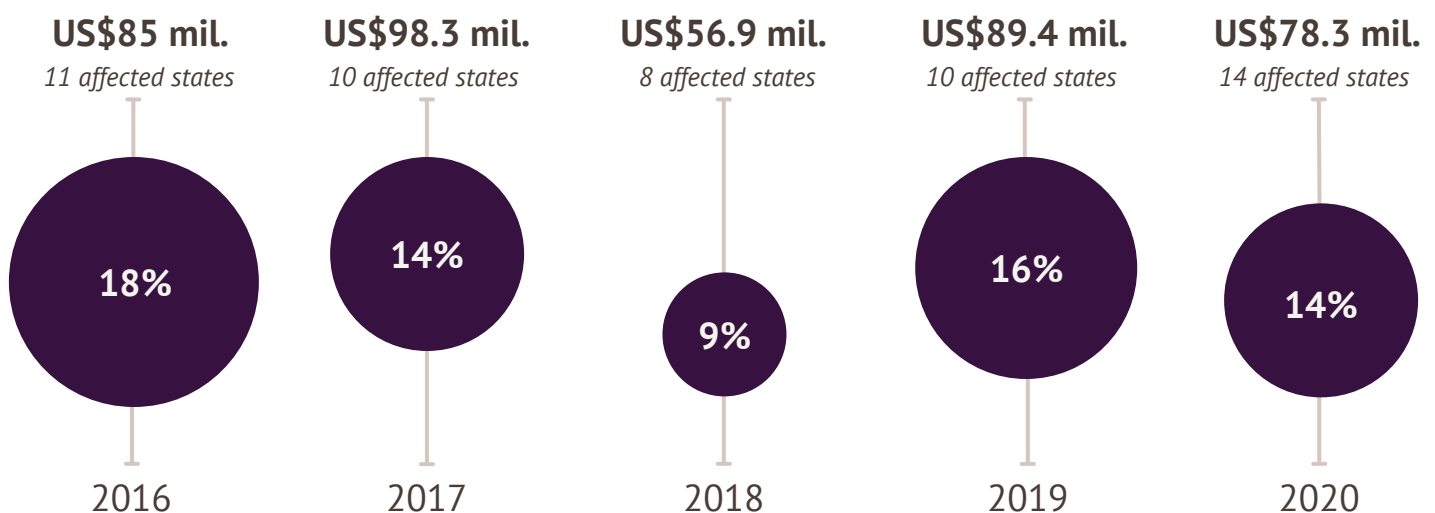
## Distribution of international support among affected states and territories



▲ % shows funding to top 5 recipients/other recipients as percentage of total international mine action funding.

## NATIONAL SUPPORT: 2016–2020

- **National contributions to mine action continue to be under-reported**, but such support amounted to US\$408 million in 2016–2020 (12% of all support).
- National support has remained below \$100 million annually for five consecutive years.



● Funding from affected states to their own mine action program as percentage of total mine action funding.